

Author	Judith Astwood	Target group	All employees, consultants and volunteers
Issued	January 2019		
Approved by	Education Executive Team	Next review	January 2021

First Aid Policy

Introduction

The Health and Safety policy sets out the requirement regarding First Aid arrangements in school. Schools should develop a school First Aid Policy and procedures, detailing how First Aid works in their school. This should include the monitoring arrangements of accidents and incidents.

First Aid arrangements in schools must be clearly on display in prominent areas and high-risk areas such as workshops and kitchens. The process for summoning a First Aider must be clearly defined and communicated to all staff, pupils and visitors.

First Aid assistance must be provided at all times during core school hours by nominated and qualified members of staff. Schools must consider the arrangements for First Aid for any staff who work outside of the core hours (such as cleaners and Site Managers). First Aid arrangements for people working when the school is shut should be covered in the Lone Working Policy.

Aims

The aims of this policy are to:

- Ensure the health and safety of all staff, pupils and visitors
- Ensure that staff are aware of their responsibilities with regards to health and safety
- Provide a framework for responding to an incident and recording and reporting the outcomes

Legislation and guidance

This policy is based on the [Statutory Framework for the Early Years Foundation Stage](#), advice from the Department for Education on [first aid in schools](#) and [health and safety in schools](#), and the following legislation:

- [The Health and Safety \(First Aid\) Regulations 1981](#), which state that employers must provide adequate and appropriate equipment and facilities to enable first aid to be administered to employees, and qualified first aid personnel.
- [The Management of Health and Safety at Work Regulations 1992](#), which require employers to make an assessment of the risks to the health and safety of their employees.
- [The Management of Health and Safety at Work Regulations 1999](#), which require employers to carry out risk assessments, make arrangements to implement necessary measures, and arrange for appropriate information and training.
- [The Reporting of Injuries, Diseases and Dangerous Occurrences Regulations \(RIDDOR\) 2013](#), which state that some accidents must be reported to the Health and Safety Executive (HSE) and set out the timeframe for this and how long records of such accidents must be kept.

- [Social Security \(Claims and Payments\) Regulations 1979](#), which set out rules on the retention of accident records.
- [The Education \(Independent School Standards\) Regulations 2014](#), which require that suitable space is provided to cater for the medical and therapy needs of pupils.

Roles and responsibilities

Employers must usually have a sufficient number of suitably trained First Aiders¹ to care for employees in case they are injured at work. However, the minimum legal requirement is to have an ‘appointed person’ to take charge of First Aid arrangements, provided your assessment of need has taken into account the nature of employees' work, the number of staff and the location of the school. The appointed person does not need to be a trained First Aider.

First Aid Lead(s)

First Aid Leads are responsible for:

- Making a formal assessment of First Aid requirements using the Assessment of First Aid Provision document (Appendix 5), maintaining the completed form and monitoring the adequacy of the provision.
- Reviewing the assessment annually in the light of significant changes or validity.
- Taking charge when someone is injured or becomes ill.
- Ensuring there is an adequate supply of in-date medical materials in first aid kits and replenishing the contents of these kits.
- Ensuring that an ambulance or other professional medical help is summoned when appropriate.
- Ensuring that first aiders have an appropriate qualification, keep training up to date and remain competent to perform their role.
- Ensuring all staff are aware of first aid procedures.
- Reporting specified incidents to the HSE when necessary.
- Ensuring that an appropriate number of trained staff are present in the school at all times.

First Aiders

First Aiders are trained, competent and qualified to carry out the role and are responsible for:

- Acting as first responders to any incidents; they will assess the situation where there is an injured or ill person and provide immediate and appropriate treatment.
- Sending pupils home to recover, where necessary with the explicit agreement of the Headteacher.
- Filling in an appropriate accident report on the same day, or as soon as is reasonably practicable, after an incident (see the template in Appendix 2).

Our school’s First Aid Lead and First Aiders are listed in Appendix 1. Their names will also be displayed prominently around the school.

¹ In schools with Early Years Foundations Stage Provision, at least one person who has a current paediatric First Aid certificate must be on the premises at all times.

The Trust

The Trust has ultimate responsibility for health and safety matters in the school, but delegates operational matters and day-to-day tasks to the Headteacher and staff members.

The Anthem insurers confirm that the employer's liability insurance policy provides indemnity for staff acting as First Aiders or Emergency Aiders as defined in this policy. Treatment must be given in accordance with the training received. Whether or not employees receive payment for acting as first aiders is irrelevant in this respect and has no effect on the provision of insurance cover.

The Headteacher

The Headteacher is responsible for the implementation of this policy, including:

- Ensuring appropriate risk assessments are completed and appropriate measures are put in place.
- Ensuring that adequate space is available for catering to the medical needs of pupils.

Staff

School staff are responsible for:

- Ensuring they follow First Aid procedures.
- Ensuring they know who the First Aiders in school are.
- Completing minor incident reports (see Appendix 2) for all incidents they attend to where a First Aider is not called.

NB staff can deal with minor cuts and grazes without the need for a First Aider. Head injuries require the assistance of a First Aider.

First Aid procedures

The school has a designated room for the treatment of injuries and for First Aid. It contains a sink and a bed and is located near a toilet. Bins for blood waste are clearly marked and First Aid equipment is stored in clean, clearly labelled, easily accessible containers or cupboards.

Other Locations for First Aid Kits are:

Staff Room

Kitchen (including burns kit)

Disabled Toilets (near Playground)

Reception Class Room

Nursery Building

We have a **Defibrillator** on site and this is stored in a clearly marked cupboard in the Medical Room

Infection control

First Aid Staff must:

- Ensure all own injuries are covered with waterproof dressings before commencing treatment.
- Wash their hands before and after applying dressings.
- Only use mouth pieces when administering mouth-to-mouth if trained to do so.

- Use disposable gloves whenever blood or other bodily fluids are handled.
- Use disposable materials such as paper towels and sanitizing powder to clear up spills of bodily fluid.
- Dispose of blood and bodily waste in a way that does not allow others to come into contact with it. (Seek medical advice if contact is made with any other person's bodily fluids).

In-school procedures

In the event of an accident resulting in injury:

- The closest member of staff present will assess the seriousness of the injury and seek the assistance of a qualified First Aider, if appropriate, who will provide the required First Aid treatment. *NB Minor cuts and grazes can be treated by any member of staff. First Aiders will always deal with major injuries.*
- The First Aider, if called, will assess the injury and decide if further assistance is needed from a colleague **or the emergency services**. They will remain on scene until help arrives.

NB: Where an auto-adrenaline pen has been used for a severe allergic reaction, an ambulance must be called, and the word **anaphylaxis must be used when calling emergency services.**

NB. Where an asthma attack does not abate following treatment with a salbutamol inhaler, an ambulance must be called, and the word **asthma must be used when calling the emergency services.**

The decision will vary from case to case, but it is strongly advised to administer First Aid and **call an ambulance if someone:**

- Appears not to be breathing.
- Is having chest pain, difficulty breathing or experiencing weakness, numbness or difficulty speaking.
- Experiencing severe bleeding that you are unable to stop with direct pressure on the wound.
- Is struggling for breath, possibly breathing in a strange way appearing to 'suck in' below their rib cage as they use other muscles to help them to breathe.
- Is unconscious or unaware of what is going on around them.
- Has a fit for the first time, even if they seem to recover from it later.
- If they are having a severe allergic reaction accompanied by difficulty in breathing or collapse – get an ambulance to you, rather than risk things getting worse whilst you are in the car.
- If a child is burnt and the burn is severe enough that you think it will need dressing – treat the burn under cool running water and call an ambulance. Keep cooling the burn until the paramedics arrive and look out for signs of shock.
- If someone has fallen from a height, been hit by something travelling at speed or has been hit with force.
- If you suspect that someone may have sustained a spinal injury – do not attempt to move them and keep them still whilst awaiting an ambulance.

This is guidance, not an exhaustive list.

- The First Aider will also decide on what treatment and whether the injured person should be moved or placed in a recovery position.

- If the First Aider judges, in discussion with leadership, that a pupil is too unwell to remain in school, parents will be contacted by office staff and asked to collect their child. Upon their arrival, the First Aider will recommend next steps to the parents.
- If emergency services are called, the parents will be contacted immediately by office staff who will keep leadership informed.
- In the case that a child/student needs to be assessed at hospital, but the child's/student's contact cannot be reached, then a member of senior staff and a first aider will transport the child to hospital whilst the office team continue to attempt to contact family members. (See protocol for taking children out on visit).
- The member of staff who treated the incident will complete the appropriate minor incident book or Anthem Incident Report Form on the same day, as soon as is reasonably practical after an incident resulting in an injury. A copy of this form will be given to the parents and a copy kept on file in school. (See Reporting and Recording section for further guidance.)

NB see flowchart for guidance as to which form to complete and who, if anyone, to contact.

Off-site procedures

When taking pupils off the school premises, staff will ensure they always have the following as a minimum:

- A school mobile phone
- A portable First Aid kit
- Information about the specific medical needs of pupils
- Parents' contact details

Risk assessments will be completed by the visit leader prior to any educational visit that necessitates taking pupils off school premises, in accordance with the Educational Visits Policy.

For our early years there will always be at least one First Aider with a current paediatric First Aid certificate on school trips and visits, as required by the statutory framework for the Early Years Foundation Stage.

Record-keeping and reporting

First Aid and accident record book

- An accident form or minor incident form will be completed by the First Aider on the same day, as soon as possible after an incident resulting in an injury that is managed within school (See Appendix 7 flowchart for clarity).
- As much detail as possible should be supplied when reporting an accident, including all the information included in the accident form at Appendix 3.
- A copy of the accident report form will also be added to the pupil's educational record by the office staff.
- Records held in the First Aid and accident book will be retained by the school in accordance with the Retaining Records Policy.

Reporting to the Trust

The First Aid Lead will report to the Trust using the Anthem Matrix (Appendix 4) and Incident Investigation document for guidance.

Reporting to the HSE

The First Aid Lead will keep a record of any accident which results in a reportable injury, disease, or dangerous occurrence as defined in the RIDDOR 2013 legislation (regulations 4, 5, 6 and 7).

They will report these to the Health and Safety Executive as soon as is reasonably practicable and in any event within 10 days of the incident.

Reportable injuries, diseases or dangerous occurrences include:

- Death.
- Specified injuries, which are:
 - fractures, other than to fingers, thumbs and toes
 - amputations
 - dislocation of shoulder, hip or knee
 - any injury likely to lead to loss of sight (temporary or permanent)
 - a chemical or hot burn or any penetrating injury to the eye
 - any injury resulting from electric shock or electrical burn
 - any crush injury to the head or torso causing damage to the brain or internal organs
 - serious burns (including scalding)
 - any scalping requiring hospital treatment
 - any loss of consciousness caused by head injury or asphyxia
 - any injury arising from working in an enclosed space leading to hypothermia or heat-induced illness, or requires resuscitation or admittance to hospital for more than 24 hours
 - absorption of any substance by inhalation, ingestion or through the skin causing acute illness requiring medical treatment or loss of consciousness.
- Injuries where an employee is away from work or unable to perform their normal work duties for more than seven consecutive days (not including the day of the incident).
- Where an accident leads to someone being taken to hospital.
- Near-miss events that do not result in an injury but could have done. Examples of near-miss events relevant to schools include, but are not limited to:
 - the collapse or failure of load-bearing parts of lifts and lifting equipment
 - the accidental release of a biological agent likely to cause severe human illness
 - the accidental release or escape of any substance that may cause a serious injury or damage to health
 - an electrical short circuit or overload causing a fire or explosion.

Information on how to make a RIDDOR report is available at [How to make a RIDDOR report, HSE](#)

Notifying parents

The class teacher/appropriate adult will inform parents of any accident or injury sustained by a pupil, and any First Aid treatment given, on the same day, or as soon as reasonably practicable.

Reporting to Ofsted and child protection agencies

The Headteacher will notify Ofsted of any serious accident, illness or injury to, or death of, a pupil while in the school's care. This will happen as soon as is reasonably practicable, and no later than 14 days after the incident.

The First Aid Lead will also notify the LADO of any serious accident or injury to, or the death of, a pupil while in the school's care.

Training

Staff will be trained in accordance with the outcomes of the Assessment of First Aid Provision, including whether there is an Early Years Foundation Stage in school.

All First Aiders must have completed a training course and must hold a valid certificate of competence to show this. The school will keep a register of all trained First Aiders, what training they have received and when this is valid until (see Model training log Appendix 3).

Staff are encouraged to renew their First Aid training when it is no longer valid. (Most training is valid for three years).

At all times, at least one staff member will have a current paediatric First Aid (PFA) certificate which meets the requirements set out in the Early Years Foundation Stage statutory framework and is updated at least every three years.

Monitoring arrangements

This policy will be reviewed every two years.

Links with other policies

- Health and Safety Policy
- Risk Assessment Policy
- Educational Visits Policy
- Administering Medicines and Supporting Pupils with Medical Conditions Policy
- Retention Policy

Other useful documentation/links

HR 53 Infection Control Policy and Strategic Health and Safety Service

Guidance on First Aid for Schools:

https://assets.publishing.service.gov.uk/government/uploads/system/uploads/attachment_data/file/306370/guidance_on_first_aid_for_schools.pdf

<http://www.hse.gov.uk/firstaid/index.htm>







Appendix 1: List of First Aiders

Our school has an Early Years Foundation Stage and so we have 10 trained in Paediatric First Aid.






Our schools First Aid Lead is: Helen Chamberlain & Caroline Spooner

The person who calls the emergency services is: Helen Chamberlain, Nicola Chillman or a member of the SLT

The people who contact parents (in discussion with the Head) is: Helen Chamberlain & Nicola Chillman

Name of First Aider	Photo	Type of Certification	Expiry date
Helen Chamberlain		Emergency First Aid Location: Office	06/06/2021
Nicola Chillman		Paediatric First Aid Location: Office	19/10/2020
Shanara Ali		Emergency First Aid Location: Middy Supervisor Playground/Hall	11/11/2022
Jackie Schofield		Paediatric First Aid Location: KS1	05/12/2020
Zoe Moore		Paediatric First Aid Location: KS2	10/01/2022
Kerry Watkins		Emergency First Aid Locations : (Middy Supervisor) Playground/Hall	20/09/2022

Coral Wilcock		Paediatric First Aid Location: KS1	11/04/2020
Vicky Baggaley		Paediatric First Aid Location: Middy Supervisor Playground/Hall	10/01/2022
Melissa Butler		Paediatric First Aid Location : Reception Class	28/11/2021
Mark Dwyer		Emergency First Aid Location: Kitchen	20/09/2022
Stephanie Smith		Paediatric First Aid Location: FS1 & 2 Playground/Hall	20/09/2022
Mandy Webber		Paediatric First Aid Location: Office	29/01/2022
Charmaine Arnold		Emergency First Aid Locations : (Middy Supervisor) Playground/Hall	20/09/2022

Joanne Potter		Emergency First Aid Locations : (Midday Supervisor) Playground/Hall	20/09/2022
Melissa Finlayson		Emergency First Aid Locations : (Midday Supervisor) Playground/Hall	20/09/2022
Kim Ward		Paediatric First Aid Location: FS1 & 2	10/10/2022
Magdalena Witek		Paediatric First Aid Location: EYFS	07/09/2021
Melissa Hughes		Paediatric First Aid Location: EYFS	15/02/2022

Appendix 2: Model minor incident report form

Name of child	Date/time of incident	Where the incident took place	Details of injury/illness	First Aid given	What happened after (went back to class/play, went to hospital etc)	Name and signature of First Aider	Parents contacted or not

Appendix 3 Anthem Incident report form

See the Anthem Google drive:

<https://drive.google.com/drive/folders/1g4L8gehNGKjGDpdrSo6M1LzcOBZdjjIT>

Appendix 4: Anthem Incident Matrix

(Appendix A of the Health and Safety Policy)

NOTE: Safeguarding incidents involving the loss, kidnap or abduction of a child, dangerous occurrences involving equipment and building structure, security, theft and violence related incidences are also covered by the matrix.

Appendix 5: Assessment of First Aid Provision

School:

Name of Assessor(s):

Assessment of First Aid Factors

In order to assess the First Aid requirements, you should identify whether any of the following factors apply to the workplace or employees by ticking Yes or No in all cases:

Table 1

Assessment Factor	Apply (Y/N)?		Impact on First Aid provision
Have your risk assessments identified significant risks of injury and/or ill health?			If the risks are significant you may need to employ First Aiders.
Are there any specific risks such as working with hazardous substances, dangerous tools or machinery, and dangerous loads or animals?			You will need to consider: <ul style="list-style-type: none"> • specific training for first aiders • extra first-aid equipment • precise siting of first-aid equipment.
Are there parts of the establishment with different levels of risk?			You may need to make different levels of provision in different parts of the establishment.
Have you had any accidents or cases of ill-health in the past 12 months?			You will need to check your record of accidents and cases of ill health – what type they are and where they happened. You may need to: <ul style="list-style-type: none"> • locate your provision in certain areas • review the contents of the first aid box.
Are there inexperienced workers on site, or employees with disabilities or special health problems?			You will need to consider: <ul style="list-style-type: none"> • special equipment • local siting of equipment.
Are the premises spread out, e.g. are there several buildings on the site or multi-floor buildings?			You will need to consider provision in each building or on several floors.
Is there shift work or out-of-hours working?			Remember there needs to be First Aid provision at all times people are at work.
Is your workplace remote from emergency medical services?			You will need to: <ul style="list-style-type: none"> • inform local medical services of your location • consider special arrangements with the emergency services.
Do you have employees who travel a lot or work alone?			You will need to consider issuing personal First Aid kits and training staff in their use.

Do any of your employees work at sites occupied by other employers or is your site used by other occupiers?			You will need to make joint arrangements with the other site occupiers.
Do you have any work experience or other trainees?			Your First Aid provision must cover them.
Do members of the public visit your premises?			There is no legal responsibility for non-employees however you are strongly recommended to consider them i.e. schools would consider and include their pupils and libraries their customers.
How many people are employed on site? less than 5? 5 to 49? 50 to 100? more than 100?			You may need to employ first aiders – see Table 2 below.
Is a First Aid room required?			

The following table offers suggestions on how many first aiders or appointed persons might be needed in relation to levels of risk and number of employees on site. Increased provision will be necessary to cover for absences. The table does not take into consideration any non-employees who may be affected so an allowance will need to be made in such circumstances.

Table 2

Type of Workplace	Numbers of First Aid Personnel Required
<p>Lower risk: Shops, offices, libraries, schools and similar workplaces.</p>	<ul style="list-style-type: none"> Fewer than 50 employed at any location: at least one appointed person. (It may be appropriate to provide an Emergency First Aider (EFAW) if large numbers of the public visit the workplace.) 50-100: at least one First Aider. More than 100: one additional First Aider for every 100 employed.
<p>Higher Risk: Light engineering and assembly work, food processing, warehousing extensive work with dangerous machinery or sharp instruments construction, chemical manufacture, work involving special hazards* such as hydrofluoric acid or confined spaces.</p>	<ul style="list-style-type: none"> Fewer than 5: at least one appointed person. 5-100: At least one First Aider (FAW) per 50 employees or part thereof. <p><i>*Additional training may be needed to deal with injuries resulting from special hazards.</i></p>

The minimum First Aid provision on any work site is:

- A suitably stocked First Aid box
- An appointed person to take charge of First Aid arrangements, at all times whilst people are at work

Appendix 6: Contents and location of First Aid Kits

A typical first aid kit in our school will include the following:

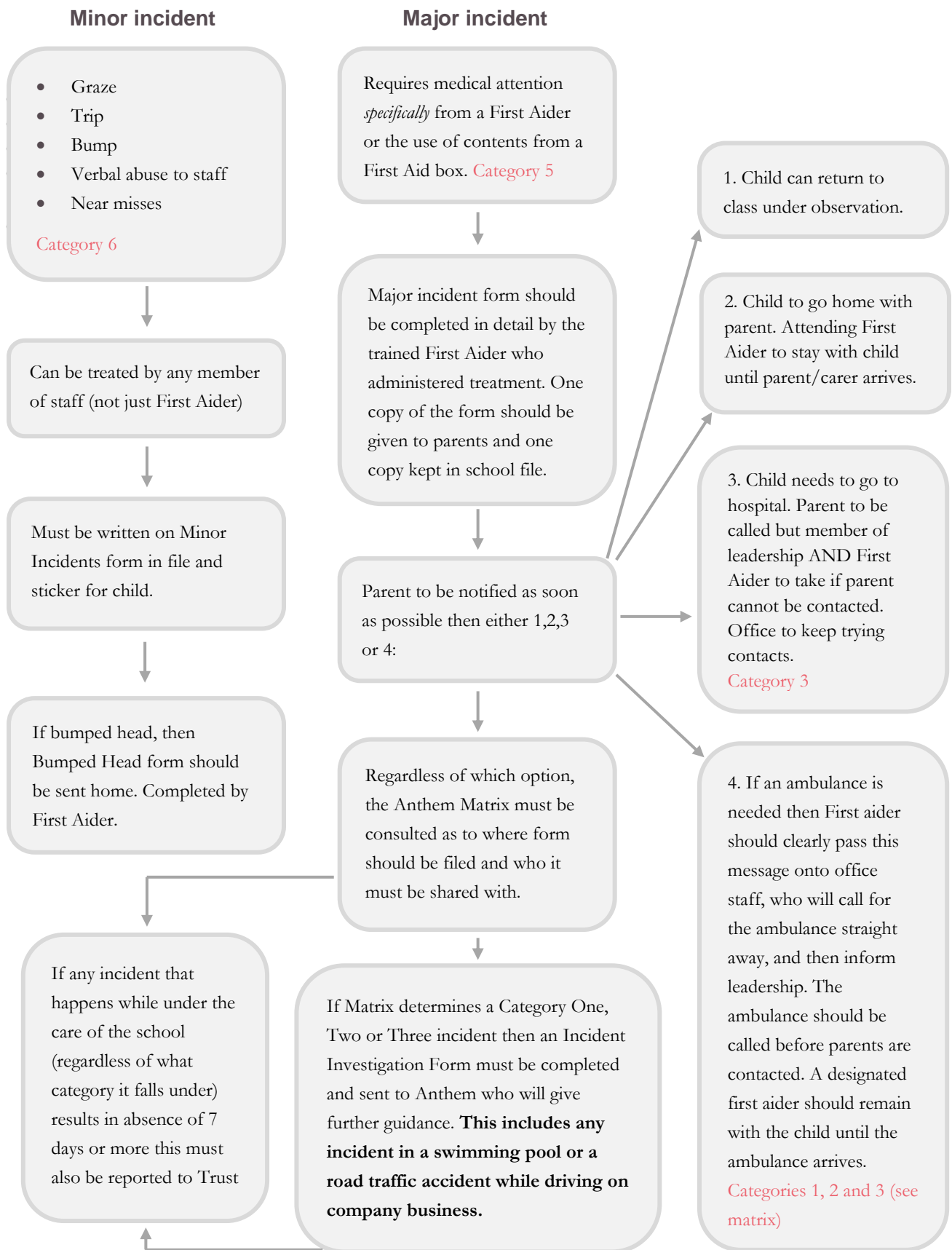
- A leaflet with general first aid advice
- Regular and large bandages
- Eye pad bandages
- Triangular bandages
- Adhesive tape
- Safety pins
- Disposable gloves
- Antiseptic wipes
- Plasters of assorted sizes
- Scissors
- Cold compresses
- Burns dressings

No medication is kept in first aid kits.

First Aid kits are stored in:

- The medical room
- Reception (at the desk)
- The school hall
- All science labs
- All design and technology classrooms
- The school kitchens
- School vehicles

Appendix 7: Flowchart



Appendix 8: Model Head Injury Letter

Dear Parent/Carer,

Your child [insert name] received a bump on their head today whilst attending school.

[Description of how head injury occurred]

A School First Aider assessed your child. Although no problems were detected at the time, we request that you observe your child for the next 24 hours for any of the following symptoms:

- Blurred vision
- Drowsiness
- Nausea or vomiting
- Severe headache
- Confusion
- Slurred speech
- Unresponsiveness
- Clumsy, staggering or dizziness
- Bleeding from ears or nose

Contact your GP or the nearest Accident and Emergency Department if you notice any of the above symptoms.

On your child's return to school, please inform us whether signs of concussion occurred, so that we can provide appropriate support.

Yours faithfully,

[signatory's name and position]